


The Golden Grove

Term 2 July 2016

Birchgrove's Student Magazine



CONTENTS PAGE

| | |
|---------------------------|-----|
| BPS Word Search | 2 |
| Parliament- | |
| Happening in Term 3 | 3 |
| DIY Snowflake | 4 |
| Class Artworks | 5,6 |
| Jokes | 7 |
| Dot-to-dot | 8 |
| Fun Facts | 9 |
| Recipes | 10 |



Word Search

M O U N T A I N S N O W M A N I W P Z T
 X S E Z X X S G T T S G K Z P S I F O W
 K H Z S B Y S C G W N Y Y T R T N W Q H
 S P Z B N L C N H K O K D Y W H T T V I
 A H F N V O A U O O P O L A R B E A R T
 C S O A I H W C Z W O B D T O S R A O E
 A Q N V N C A B K J M L J F I C L E B C
 N I Z O E T E P O A A O J K I A S E C G
 B C C R W L A B P A N P B U G R Z D O P
 E I E I K F Y R E Y R D B I M F E G L I
 R C F G Q Y L Y T R W D G E L P I D D E
 R L J U H R I A E I G N S O A E E A O V
 A E A Z N W C P K Q C R Q A L N L R O S
 J S M P A I E Q O E W A A K F D I B S K
 P E N G U I N Z T Z E I M A P K O E I I
 J U M P E R K A R E N S H O T S O U P I
 M O B A Y U M M Y D R U M M Y F X X D N
 X N J E Y F J R H I C E C R E A M V P G
 W I O T L W I H O T C H O C O L A T E D
 S N O W C O N E S G S N O W B A L L N K

school jumpers

karen shotsoup

blackandgold

hotchocolate

yummydrummy

snowcones

snowmobile

polarbear

antartica

snowboards

icecream

mountain

snowflake

snowball

snowman

penguin

canberra

icicles

woodfire

iceberg

shovel

white

jumper

beanie

pie

happy

fun

skiing

winter

scarf

cold

ice

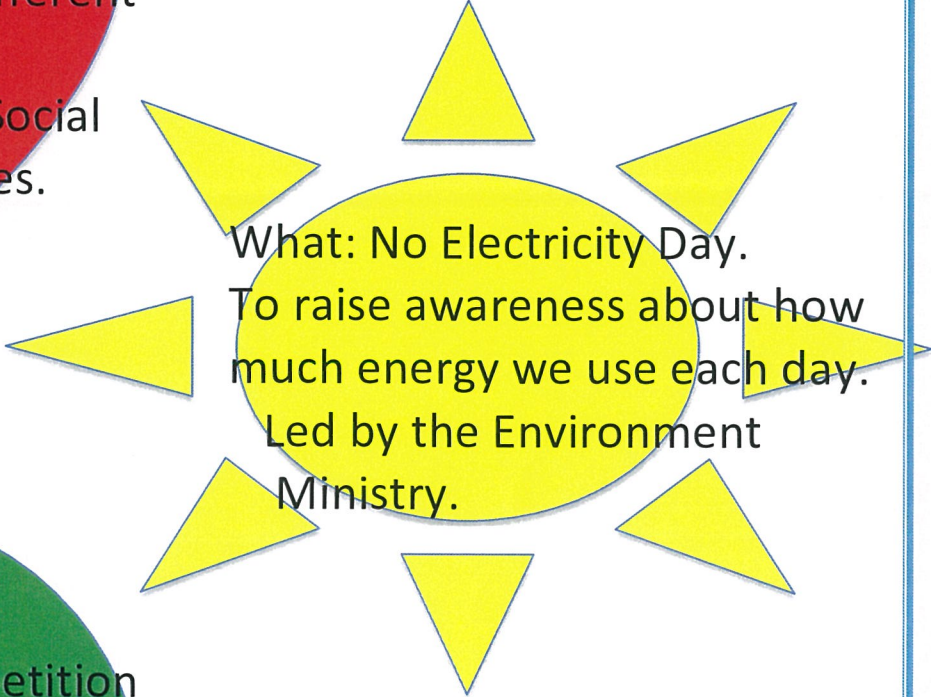


Happening in Term 3




What: Multi-Cultural Day.
A Day to celebrate different cultures.

Led by the Charities, Social and Treasury Ministries.



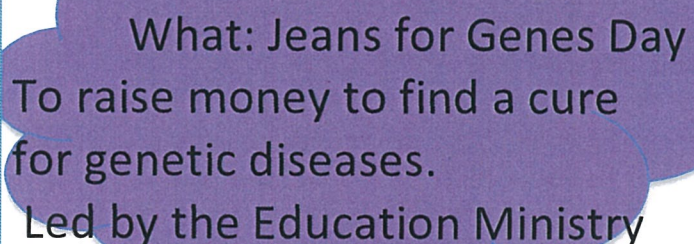
What: No Electricity Day.
To raise awareness about how much energy we use each day.
Led by the Environment Ministry.



What: Soccer Competition
A lunchtime soccer competition for years 3-6.
Led by the Sports Ministry.



What: Fifa Comp
Wii Soccer Competition
for years 3-6
Led by the Technology Ministry.



What: Jeans for Genes Day
To raise money to find a cure for genetic diseases.
Led by the Education Ministry



What you need:

- ◆ Square paper
- ◆ Scissors
- ◆ Working space


Steps:

Step 1: fold paper diagonally twice.

Step 2: fold paper in half.

Step 3: cut shapes such as triangles circles and squares.
(The more the better)

Step 4: unfold paper to see your very own masterpiece.



Class Art at BPS



Si-A 5/6D



Savannah KS




Heidi 1/2G




Oli 3/4K



Josh 3/4C



Caitlyn
KR



Lucy 3/4N

Class Art at BPS



Remy 1/2K




Peggy-Jean 1/2D




Olivia 1/2P



1/2C Artworks



Cody 5/6C



Sarah 5/6S



Alessandra KW

10 Winter Jokes

1. What is a snowman's favourite food?

Chilli

2. What is an Eskimos house without a toilet?

An ig

3. What do you get if you cross a snowman and a vampire?

Frost bite

4. What do you call a snowman's kids?

Chill-dren

5. How does a snowman get to work?

By icicle

6. What does a snowman eat for lunch?

Ice burgers

7. Where did Frosty and his wife go to dance?

The snowball

8. How do snowmen greet each other?


Ice to meet you

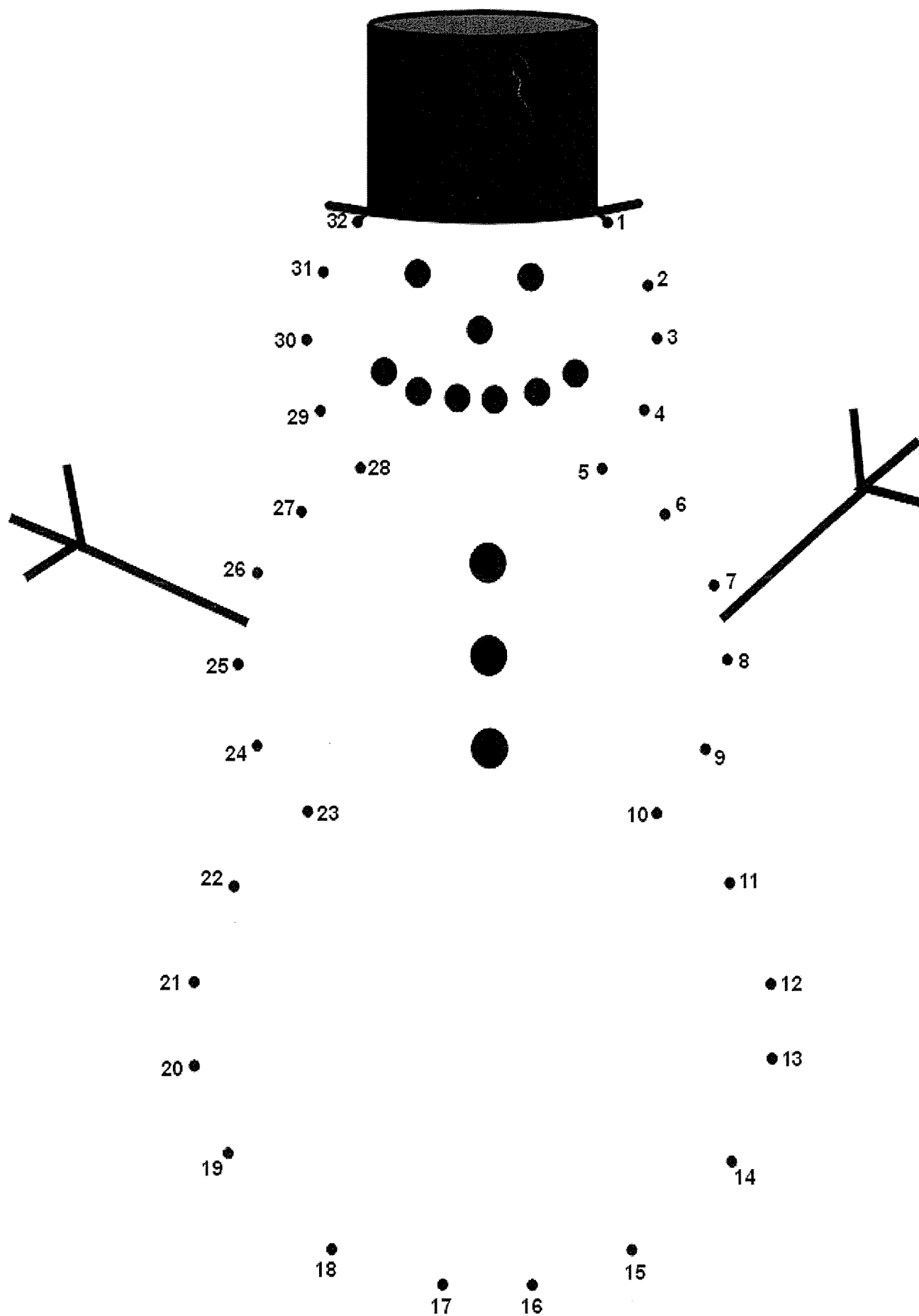
9. What is a snowman's favourite drink?

Ice tea

10. Who is Frosty's favourite auntie?

Aunt – Artica





Fun Facts

1. The sentence “the quick brown fox jumps over the lazy dog” uses every letter of the English alphabet.
2. Hippopotomonstrosesquippedaliophobia is the fear of long words.
3. The name of all the continents, start and end with the same letter.
4. You can use the outside of a cucumber to slowly rub out pen writing.
5. Hippo Milk is pink.
6. It is impossible to say “good eye might” without sounding Australian.
7. In Sweden, it is illegal to name your baby Superman or Ikea.
8. More movies are produced in Bollywood than Hollywood.
9. Tomatoes are the world’s most popular fruit.
10. Goldfish can see both infrared and ultraviolet light.

RECIPES

Caramel Popcorn

Ingredients-

For Popcorn

- 1/4 cup of vegetable oil
- 1/2 a cup of popping corn

For the Caramel

- 125g of butter, chopped
- 3/4 cup of white sugar
- 2 tablespoons of sugar
- 1 cup of pecans roughly chopped



Method for Caramel Popcorn

Step 1-Line a tray with baking paper. Heat oil in a large saucepan over medium heat. Add 2 pieces of popping corn. If corn slowly turns around in a circle then oil is hot enough.

Step 2-Add remaining popping corn. Cover with a tight-fitting lid. When corn starts popping, shake saucepan gently. Remove from heat when corn stops popping. Transfer to a large bowl, discarding any unpopped corn.

Step3-Make caramel: Combine butter, sugar and honey in a saucepan over medium heat. Cook, stirring, for 5 to 7 minutes or until sugar has dissolved. Bring mixture to the boil. Boil, uncovered, without stirring, for 5 to 8 minutes or until light golden.

Step4-Remove from heat. Stir in pecans. Pour caramel mixture over popcorn and stir until popcorn is coated. Spread over prepared tray. Set aside to cool. Break into pieces. Serve.